

# Chartering a Course for Sustainable Safety Excellence | 2024

Enriching lives by connecting customers and communities in the Pacific

Adrian Ng  
Safety Manager (Liner Operations)



# Swire Shipping Safety Landscape

**1**  
Safety Strategy

**2**  
Safe Way Of Working

**3**  
Safety Strategic Outcomes

**4**  
2025 Safety Roadmap

**5**  
Key Highlights of Safety Program

# Swire Shipping Safety Strategy


## VISION

What

To be a **leading organisation** that provides **sustainable safety excellence**

## MISSION

Why



**ZERO  
HARM**

Behaving Safely. Always. Naturally.

## ACTION

How

**SafeWOW** Programs



**HARD**ware



**SOFT**ware



**HEART**ware

## STAKEHOLDERS

Who

- Leadership
- Port Service Providers
- Employees



# Swire Shipping Safety Infographic

Safety Strategic Outcomes



Safe **WOW**

 **HARD**ware  **SOFT**ware  **HEART**ware



STEVEDORING  
PARTNERS



CUSTOMERS



OTHER PORT  
SERVICE  
PROVIDERS



SHIPPING  
INDUSTRY

**To be a leading organisation  
that provides sustainable safety excellence**

# Safe Way Of Working



## HARD ware

### EQUIPMENT



#### Inventory List

- Heavy vehicles
- Lifting machines/ gears
- Lashing equipment
- Hand tools
- Fall protection equipment



#### Maintenance Regime

- Statutory inspections
- Inhouse preventive maintenance



## SOFT ware

### SYSTEM



#### Safety Guidelines

- Stevedores
- Other Port Service Providers



#### Toolbox Talk



#### Site Inspection Program



#### Notification of Accidents



#### Accident Investigation



#### Online Data Analysis tool



## HEART ware

### SAFETY DNA



#### Regular Promotional Activities

- Talks
- Campaigns
- Dialogues



#### Recognition Program



#### Outreach Program

# Safety Strategic Outcomes

Safety Strategic Outcomes



**Bring**  
about greater ownership of  
safety outcome



**Implement**  
effective safety framework



**Build**  
strong capabilities to better  
manage safety



**Develop**  
strong partnerships with  
stakeholders



**Promote**  
benefits of safety and  
recognise best practices

# 2025 Safety Roadmap



Considerations when identifying priority ports



Business presence



Port calls

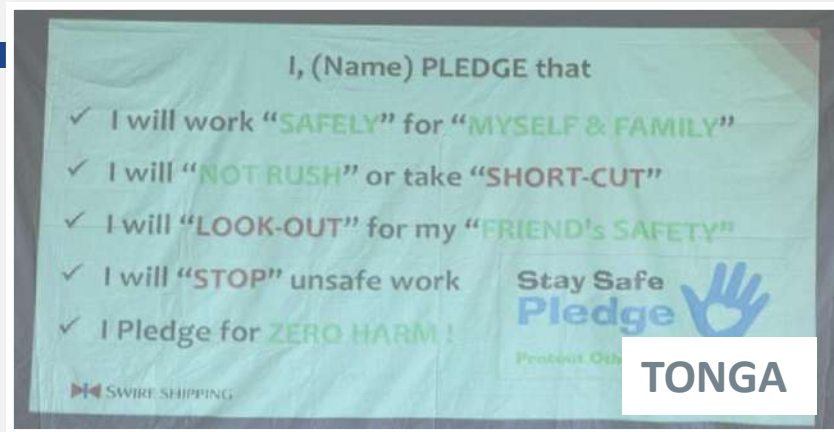


Level of influence



Safety performance

# Our Success Stories







Lifting



Work-at-height



PPE



Access/Egress



Toolbox



Fatigue



Environment



Lashing




Mooring



Material Handling

### 5-STEP Approach



#### FORMULATE GUIDELINES

- Consult Ops Mgrs
- Past incidents
- Policy/Procedures

#### IDENTIFY AUDIENCE

- Identify audience
  - Ports?
  - Stevedores?

#### COMMUNICATE

- Design Training Material
- Conduct Training

#### IMPLEMENT

- Joint (3rd Party + Stevedore) inspection
- Develop Site Checklist

#### REVIEW

# HEARTWARE – Promotional Activities



Safety Training



Accident-free Celebration



Safety Souvenirs



Safety Campaign



Safety Awards



Safety Posters



Safety Mural



Motivational Talk



Safety Pledge



Safety Drawing Competition

# Use of Safety Poles for Safer Cargo Handling



## Purpose

To manufacture a line of safety products that provide rig operators a meaningful way to create safer working conditions and implement evolving risk management safety protocols. When used effectively & as designed, our products provide a buffer zone of safety where rig personnel can guide, maneuver, spot and land suspended loads & work drill pipe on the platform. Operators now have a way to mitigate risk by equipping & training workers to not place themselves in danger working in an unsafe proximity to, or under hazardous suspended loads.

## Applications

Drilling platforms : offshore and onshore, loading and unloading OTR trucks "Hands Free" Guiding, Spotting and landing suspended loads Maneuvering drill pipe and all types of tubular on pipe racks or on the platform snagging taglines and sling legs.

## Ratings

- Load testing : Static Pull - 400lbs./Compression = 600 lbs.
- Our tools are not lifting / Load Bearing tools, SWL cert not required
- Manufactured and Tested
- Country of Origin : Netherlands

**Sizes : 52", 72", 90"**

# Use of Safety Poles for Safer Cargo Handling

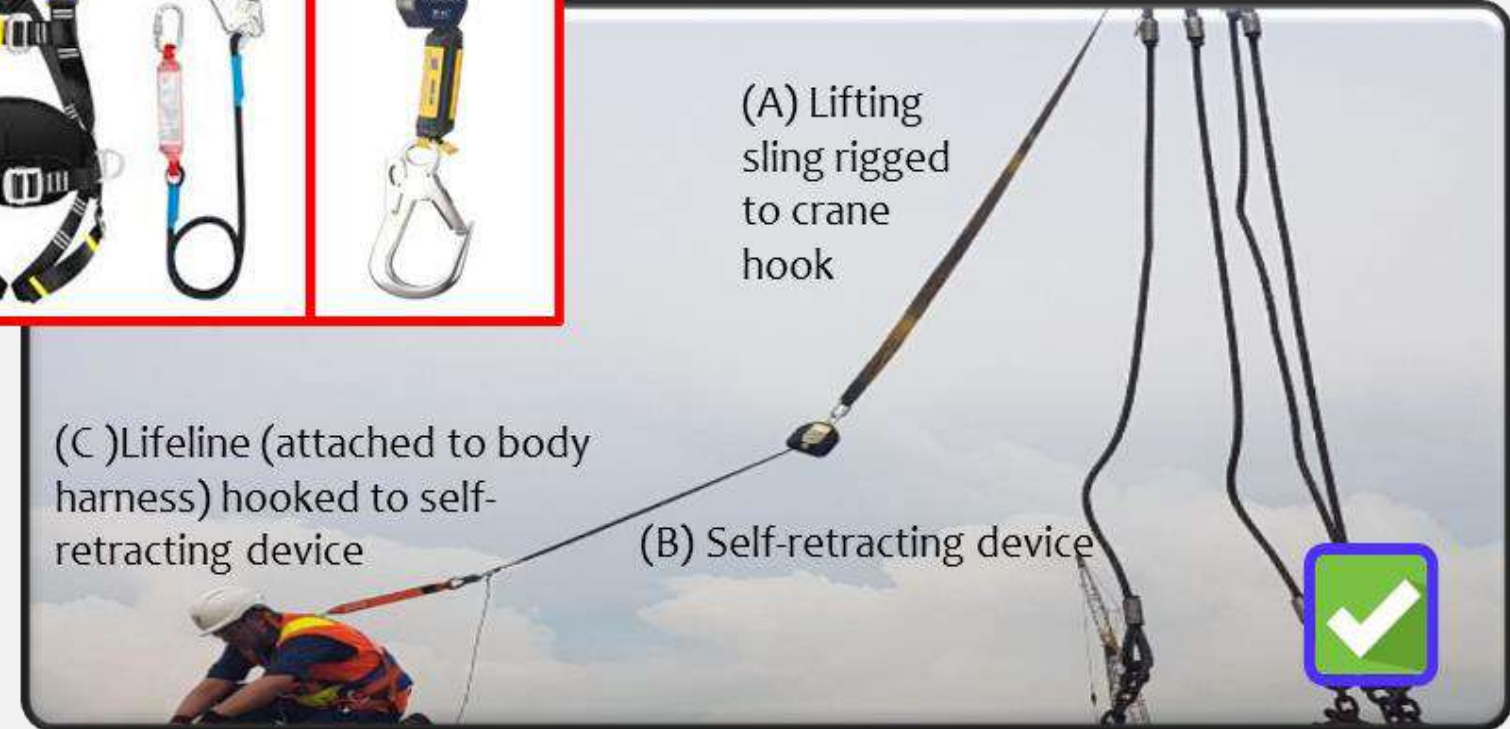
**Before**



**After**



# Addressing Working-At-Heights



Working on top of container without fall protection

Wearing and anchoring of body harness to independent lifeline

# Addressing Working-At-Heights





Thank You  
Work safely, Get **home** to your **family** safely